


Project: \_\_\_\_\_ TYPE: \_\_\_\_\_

- 3 Channel system
- RGB mixing with pixel control every 3.94"
- Addressable LED pixels segments, suitable for stage, entertainment and architectural applications
- 28 LEDs per foot
- 3 Pixels per foot for color changing effect, suitable for media display
- 3.94" Cutting increments
- 3M VHB double sided tape on the back
- 24VDC input voltage
- Includes Tivoli's eXo shield coating
- Factory soldered lead wire
- Standard IP54 damp rated and IP67 wet location available
- Multiple mounting channel options
- Low lead times
- 4oz. Copper Trace
- 5 Year warranty



**Dimensions**



## Order Specification Guide

PRODUCT CODE	VERSION	INSTALL	LED TYPE	*INSTALL	VOLTAGE
<b>TPLFS</b>	<b>PX</b>	<b>I</b>	<b>RGB</b>		<b>24</b>
<b>TPLFS</b> = Fuse Tape	<b>PX</b> = Pixel	<b>I</b> = Indoor	<b>RGB</b> = RGB mixing	<b>MR</b> = Max Run	<b>24</b> = 24V DC

\* Optional - Leave blank if not needed

Note: A layout/drawing must accompany each order showing run length and location

Note: Runs with LEAD-C are rounded **up** to next cut interval (unless otherwise specified)

Note: Runs with LEAD-D are rounded **down** to next cur interval (unless otherwise specified)

## Specification

Output				
	Red	Green	Blue	RGB
Kelvin Temperature				
Lumens/ft	44.7	126	36.4	207
Efficacy (Lm/W)	26	74	21	52
CRI	n/a	n/a	n/a	n/a
Wavelength	630	525	470	630
Measured Power W/ft	1.7	1.7	1.7	4
Listed Power W/ft.	4.4			
Max Run	21'			

n/a = Not Applicable

Electrical	
Input Voltage	24V DC
Control System	DMX
Control IC#	
Address Setting	Auto
Physical	
Dimensions	0.472 (12mm)
LED	5050 4 in 1 chip
Cut Increment	3.94" (100mm)
LED/ft	21
Copper Trace	3 OZ
Adhesive	3M VHB Tape
Operating Temperature	-40°C to 60°C (-40°F to 140°F)
Certification and Testing	
Certification	cULus
Environment	Damp Location
IP Rating	IP54 (Conformally Coated)
Warranty	5 years

**Power Leads and Jumpers (Installed by Tivoli's certified solderers)**



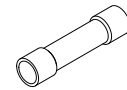
**TPL-I-LEAD-5-C**  
LEAD/END  
24" standard 5 conductor  
22AWG lead wire factory  
attached to one end of tape



**TPL-I-LEAD-5-D**  
LEAD/LEAD  
24" standard 5 conductor  
22AWG lead wire factory  
attached to both ends of tape

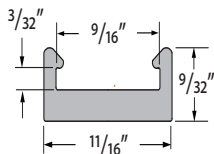


**TPL-I-XEP-5**  
EXTRA LEAD WIRE  
Additional factory attached  
22AWG lead 5 wire to extend  
lengths of LEAD-C and LEAD-D  
up to 20 ft. max  
Sold per foot

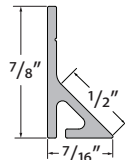


**TPL-I-CONN**  
18-22AWG BUTT CONNECTORS  
Used to interconnect factory  
attached lead wires.  
Sold individually.

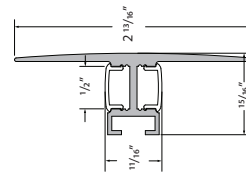
**Compatible Extrusions**



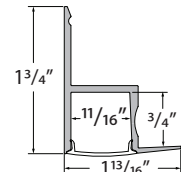
**MCHAN-8-LP**  
Low profile NO LENS OPTION  
clear polycarbonate, length 8'



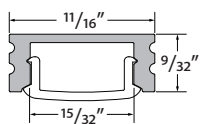
**TPL-I-45-MCH-8-S**  
White PVC, 45° NO LENS  
length 8'



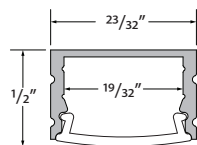
**DWAR-CHAN-SLV-6.5**  
Anodized Aluminum Extrusion,  
available in 6.5' lengths



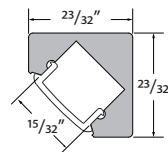
**EDGE-CHAN-SLV-6.5**  
Anodized Aluminum Extrusion,  
available in 6.5' lengths



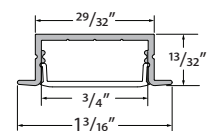
**MINI-CHAN-SLV-6.5**  
Anodized Aluminum Extrusion,  
available in 6.5' lengths



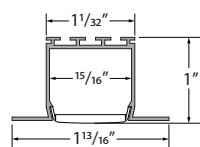
**MOFT-CHAN-SLV-6.5**  
Anodized Aluminum Extrusion,  
available in 6.5' lengths



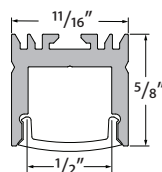
**DYER-CHAN-SLV-6.5**  
Anodized Aluminum Extrusion,  
available in 6.5' lengths



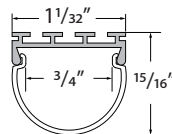
**WRNR-CHAN-SLV-6.5**  
Anodized Aluminum Extrusion,  
available in 6.5' lengths



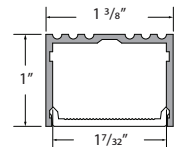
**NOYS-CHAN-SLV-6.5**  
Anodized Aluminum Extrusion,  
available in 6.5' lengths



**VALN-CHAN-SLV-6.5**  
Anodized Aluminum Extrusion,  
available in 6.5' lengths

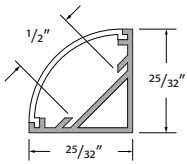


**DOME-CHAN-SLV-6.5**  
Anodized Aluminum Extrusion,  
available in 6.5' lengths

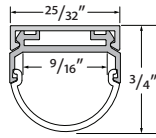


**ALTN-CHAN-SLV-6.5**  
Anodized Aluminum Extrusion,  
available in 6.5' lengths

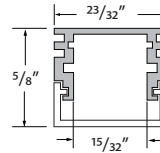
Compatible Extrusions



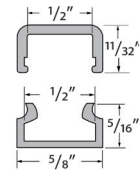
**MRS-CHAN-SLV-6.5**  
Anodized aluminum extrusion available in 6.5' length



**HRIZ-CHAN-SLV-6.5**  
Anodized aluminum extrusion available in 6.5' length



**ASTR-CHAN-SLV-6.5**  
Anodized aluminum extrusion available in 6.5' length

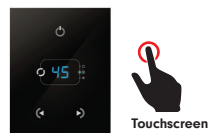


**INF-X-CHAN-8**  
X = C (clear), F (frosted)  
PC extrusion, available in 8' lengths

Controls



**TVOQ-10-XX-7**  
XX = BK (Black), WH (White)



**TVOQ-2-BK**  
Black



**ARTNET-S-8-512**  
8 port universe Artnet to DMX interface, 4096 DMX channels  
Programmable for playback and live support  
(Online or Offline option)

Network Hardware




**MDRX-LUNA-XX**  
XX = 04, 08, 16 (ports)  
MADRIX Luna 4, 8, 16 port universe Artnet to DMX interface 16 port 8192, 8 port 4096, 4 port 2048 DMX channels



**ARTNET-L-XX-512**  
XX = 8, 16 (ports)  
8 or 16 port universe Artnet to DMX interface, 16 port 8192 DMX channels 8 port 4096 DMX channels

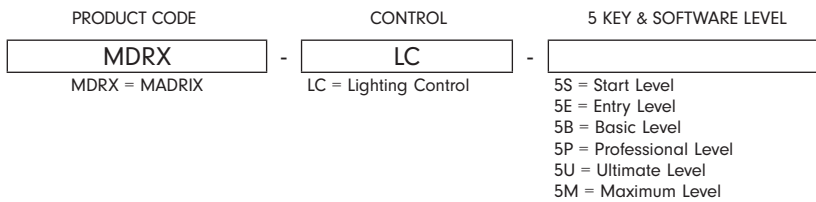


**NTG-SWI-XXPT**  
XX = 8 (8 Port), 16 (16 Port)  
NETGEAR 16-Port gigabit Unmanaged Switch



**DMX-SPLT-8**  
DMX Splitter  
8 ports of DMX 512, RJ45 and 3-pin Hardwire Connection

## Key & Software Levels



### MADRIX KEY

A USB dongle unlocks the software's full output. You can freely switch between different PCs as it is not bound to a specific one. It only needs to be activated online once.

### MADRIX 5 LICENSE UPGRADES

You can easily upgrade your MADRIX 5 KEY to any higher license at any time, increasing the available output.

Level	START	ENTRY	BASIC	PROFESSIONAL	ULTIMATE	MAXIMUM
MADRIX 5 Order Code	MDRX-LC-5S	MDRX-LC-5E	MDRX-LC-5B	MDRX-LC-5P	MDRX-LC-5U	MDRX-LC-5M
<b>DMX-Based Output</b>						
DMX Channels	1,024	4,096	16,384	65,536	262,144	1,048,576
DMX Universe Example	2	8	32	128	512	2,048
RGB Voxels Example	341	1,365	5,461	21,845	87,381	349,525
<b>DVI-Based Output</b>						
DVI Voxels	4,096	16,384	262,144	1,048,576	2,097,152	2,097,152
Render Resolution (Pixel x Pixel)	64 x 64	128 x 128	512 x 512	1,024 x 1,024	2,048 x 1,024	2,048 x 1,024

## Power Supplies

### INFINITY - MLV / ELV / 0-10V / PWM / TRIAC

DESCRIPTION	CAT NO	APPLICATION	PRIMARY VOLTAGE	SECONDARY VOLTAGE	CIRCUIT BREAKERS	MAX LOAD	MIN LOAD	CIRCUIT CAPACITY
Infinity Series Class 2 Transformer	INF-J-30-1-1.3-24	Indoor / Outdoor	100 - 277V AC	24V DC	1	30W	3W	1.3A
	INF-J-60-1-2.5-24				1	60W	6W	2.5A
	INF-J-96-1-4-24				1	96W	9W	4A
	INF-J-192-2-4-24				2	2x96W	2x9W	2x4A
	INF-J-288-3-4-24				3	3x96W	3x9W	3x4A

### ADUL/ADNM - NON DIMMING

DESCRIPTION	CAT NO	APPLICATION	PRIMARY VOLTAGE	SECONDARY VOLTAGE	CIRCUIT BREAKERS	MAX LOAD	CIRCUIT CAPACITY
ADUL/ADNM Series Class 2 Transformer	ADNM-90-1-4-24-D	Indoor / Outdoor	100-277V AC 50/60 HZ	24V DC	1	90W	3.75A
	ADUL-120-1-4-24-D				1	96W	4A
	ADUL-240-2-4-24-D				2	2x96W	2x4A
	ADUL-320-3-4-24-D				3	3x96W	3x4A